

Let Your Broker Help You Manage Your Account

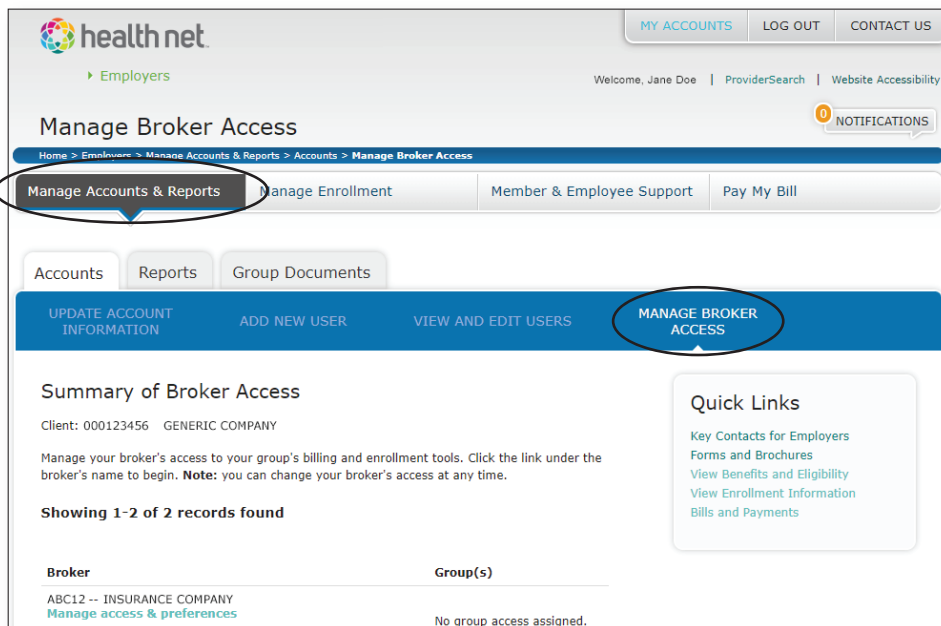
GRANT YOUR BROKER ACCESS TO PERFORM ENROLLMENT, BILLING, PAYMENTS AND MORE

Health Net's Employer portal allows you to manage your broker's access to your group's billing and enrollment tools in a quick and simple way.

First, click on the *Manage Accounts & Reports* tab, then click *Manage Broker Access* found on the right side of the page.

Then, click the blue hyperlink *Manage access & preferences* under the broker's name.

You can change your broker's access at any time.



health net

MY ACCOUNTS LOG OUT CONTACT US

Employers

Welcome, Jane Doe | ProviderSearch | Website Accessibility

Manage Broker Access

NOTIFICATIONS

Home > Employers > Manage Accounts & Reports > Accounts > Manage Broker Access

Manage Accounts & Reports | Manage Enrollment | Member & Employee Support | Pay My Bill

Accounts | Reports | Group Documents

UPDATE ACCOUNT INFORMATION | ADD NEW USER | VIEW AND EDIT USERS | **MANAGE BROKER ACCESS**

Summary of Broker Access

Client: 000123456 GENERIC COMPANY

Manage your broker's access to your group's billing and enrollment tools. Click the link under the broker's name to begin. **Note:** you can change your broker's access at any time.

Showing 1-2 of 2 records found

Broker	Group(s)
ABC12 -- INSURANCE COMPANY Manage access & preferences	No group access assigned.

Quick Links

- Key Contacts for Employers
- Forms and Brochures
- View Benefits and Eligibility
- View Enrollment Information
- Bills and Payments

(continued)

Access Privileges

This section is where the Group designates what access the broker has for billing functions.

Note: Unless you give your broker access, they will only be able to **view enrollment**. They can't help you with management tasks.

- If you want your broker to transact, edit payments or other options, you'll need to give them access at the **Group level**.
- Only you, as the **Group Administrator**, can grant this access.
- Changes are delivered in **real time**.

First, click on the *Billing Functions* tab if it is not already selected.

To change access privileges, click *Edit* at the bottom of the page.

Access Privileges

Client: 000123456 – ABC PHARMACY GROUP

XX123 -- GENERIC INSURANCE COMPANY
▶ [View/Edit Notification Preferences](#)

Click on tabs to view and set all website functions.

BILLING FUNCTIONS | ENROLLMENT FUNCTIONS

	View Enrollment	Perform Enrollment	Enrollment Notifications
ABC123 – XYZ RX (HMO GLD 30)	<input checked="" type="checkbox"/>	<input checked="" type="checkbox"/>	<input type="checkbox"/>
XYZ000 – GENERAL PHARMACY (PLT 30)	<input checked="" type="checkbox"/>	<input checked="" type="checkbox"/>	<input type="checkbox"/>

EDIT

Only you, as the Group Administrator, can grant access (at the Group level) for transactions such as Edit Payments, etc.

Check or uncheck boxes to grant the desired functionality, then click the Save button:

Click on tabs to view and set all website functions.

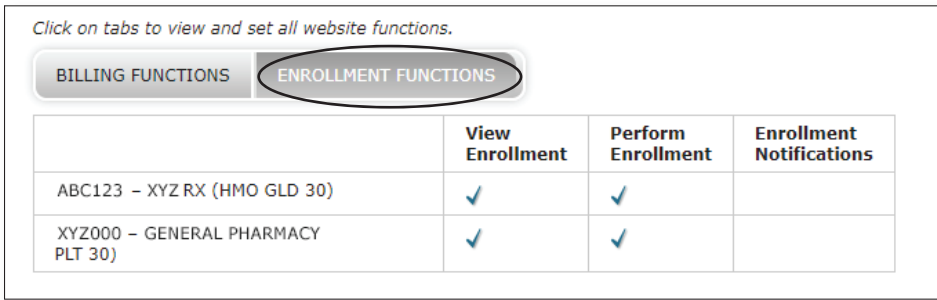
BILLING FUNCTIONS | ENROLLMENT FUNCTIONS

	View Bills	Pay Bills	Billing Notifications
	<input checked="" type="checkbox"/> CHECK ALL <input type="checkbox"/> UNCHECK ALL	<input checked="" type="checkbox"/> CHECK ALL <input type="checkbox"/> UNCHECK ALL	<input checked="" type="checkbox"/> CHECK ALL <input type="checkbox"/> UNCHECK ALL
ABC123 – XYZ RX (HMO GLD 30)	<input checked="" type="checkbox"/>	<input checked="" type="checkbox"/>	<input checked="" type="checkbox"/>
XYZ000 – GENERAL PHARMACY GROUP (SC PLT 30)	<input checked="" type="checkbox"/>	<input checked="" type="checkbox"/>	<input checked="" type="checkbox"/>

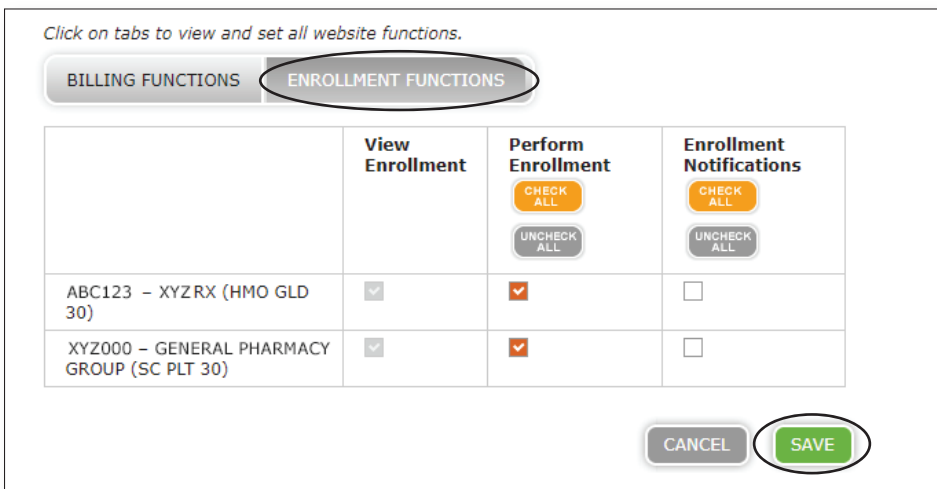
CANCEL | **SAVE**

(continued)

To view enrollment privileges, click the *Enrollment Functions* tab, then click *Edit* at the bottom of the page. This allows your broker to **add** or **remove members** on your behalf.



The following viewing screen will open:



Again, check or uncheck the boxes to grant the desired enrollment functionality then click the Save button.

That's it! Visit Health Net's Employer portal website and get started now!

Questions?

For more information, please contact your Health Net Account Manager.